


# Instructions for converting M-12K martin house to enlarged compartments




**Note:** This is only a suggested procedure.

**CAUTION:** Because of decreased entry size, it is very important that you conduct regular nest checks during nesting season when enlarged compartments are in use to make sure martins are not trapped inside. It has been noted that sparrows will sometimes build a nest in front of the martin nest, trapping baby and parent birds. (Enlarged compartments may also attract starlings.)

**Step 1.** If house is already installed, lower the house on the pole to an easy access height. Remove all doors.





**Step 2.** Use 5/16" nut driver or pliers to remove bottom divider rod on each floor at end of house. (Do not lose nut.)




**Step 3.** Remove divider rods so that center dividers can be removed.




**Step 4.** Reach around behind house and push divider with one hand while pulling the divider with other hand, removing the two end, center dividers.



**Step 5.** To remove middle center divider, use 5/16" nut driver or pliers to remove nut over door rod at end of house. (Do not lose nut.)



**Step 6.** After removing door rods, remove middle center dividers.



**Step 7.** After the middle center dividers have been removed, add crescent doors. On house shown there will be three on one side. Blank doors (or regular keyhole entrance doors with door stops) should be added on all other openings.

**Side 1  
(w/blank  
doors)  
of converted  
house**



**Side 2  
(w/blank  
doors)  
of converted  
house**



**Side 1  
(w/door  
stops)  
of converted  
house**



**Side 2  
(w/door  
stops)  
of converted  
house**



Doing nest checks at least once a week until hatchlings are about 14 days old and keeping accurate records of your colony is an important part of a management program — good management is necessary for a healthy purple martin colony. To request a free information packet call 800-255-2692 or e-mail: <natsoc@adams.net>

Blank Doors and Crescent Doors are sold in packages of 6 or 12.  
To order or to request a free catalog call 800-255-2692  
or order through our secure online catalog: <http://www.naturehouseinc.com>.

**For replacement parts or accessories call toll-free 800-255-2692:**



*Nature House products by*  
**ERVA TOOL & MFG CO INC**  
**3100 W GRAND AVE, CHICAGO IL 60622-4324**



Phone 800-342-3782      E-mail <ervatool@sbcglobal.net>      Fax 800-342-3781

*Nature House — bringing the benefits of nature to your house*